



National Marine Manufacturers Association

nmma.org

ECONOMIC SIGNIFICANCE OF RECREATIONAL BOATING IN OHIO



TOTAL ANNUAL ECONOMIC IMPACT OF RECREATIONAL BOATING:

\$3.64 BILLION

Number of Recreational Boats*	453,487
Recreational Boating Industry Businesses	771
Total Jobs	28,921
Annual Recreational Boating-Related Spending	\$1.5 BILLION



RECREATIONAL BOATS IN OHIO

TOTAL BOATS* ▶ **453,487**

REGISTERED BOATS 453,487

Power boats	281,428
PWCs	46,036
Sailboats	11,801
Other Boats	114,222

HOUSEHOLDS PER BOAT 10.2

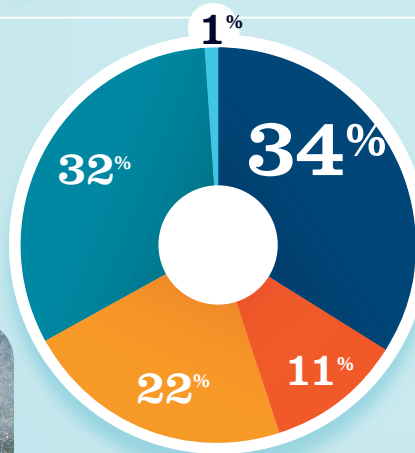


* Total boats are registered boats as reported by states to the USCG.

RECREATIONAL BOATING CREATES JOBS IN OHIO

TOTAL BOATING JOBS ▶ **9,157**

Boat Building	85
Motor / Engine Mfgr.	2,949
Accessory / Supplies Mfgr.	2,013
Dealers / Wholesalers	1,032
Boat Services	3,078



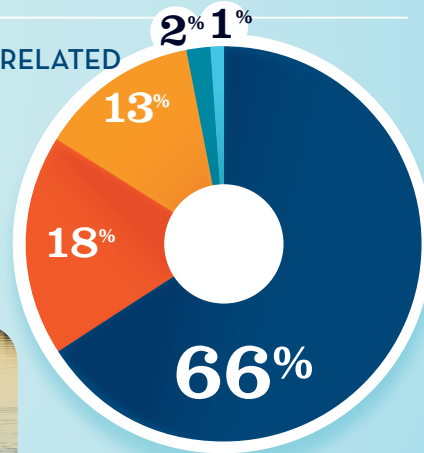
● BOAT BUILDING
● MOTOR/ENG. MFGR.
● ACC./SUPPLIES MFGR.
● DLRS/WHOLESALERS
● BOAT SERVICES



RECREATIONAL BOATING-RELATED BUSINESSES IN OHIO

TOTAL BUSINESSES ▶ **771**

Boat Building	8
Motor / Engine Mfgr.	15
Accessory / Supplies Mfgr.	97
Dealers / Wholesalers	142
Boat Services	509



● BOAT BUILDING
● MOTOR/ENG. MFGR.
● ACC./SUPPLIES MFGR.
● DLRS/WHOLESALERS
● BOAT SERVICES

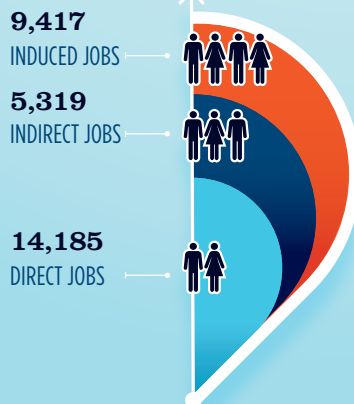


ESTIMATED JOBS IMPACT OF RECREATIONAL BOATING-RELATED SPENDING IN OHIO

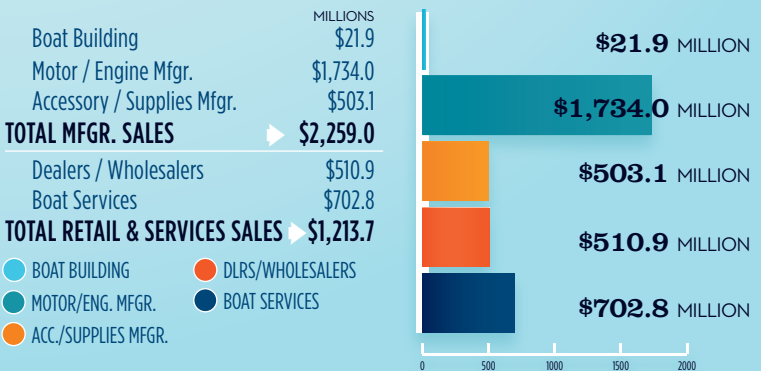
EST. TOTAL JOBS ▶ **28,921**

EST. TOTAL LABOR INCOME **\$1,197.0** MILLIONS

Est. Direct Income	\$488.1
Est. Indirect Income	\$296.7
Est. Induced Income	\$412.2



RECREATIONAL BOATING INDUSTRY SALES IN OHIO



● BOAT BUILDING
● MOTOR/ENG. MFGR.
● ACC./SUPPLIES MFGR.
● DLRS/WHOLESALERS
● BOAT SERVICES

Source: NMMMA's Center of Knowledge; Recreational Marine Research Center at Michigan State University